


**A. Downloading Zoom**

**1. Iphone**


- a. Go To App store on your Iphone



- b. Search for Zoom Cloud Meetings. The app you want to download looks like this:



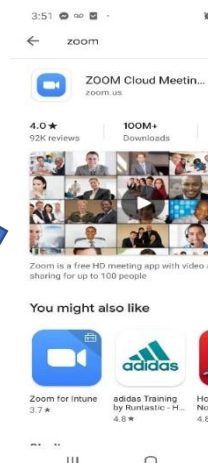
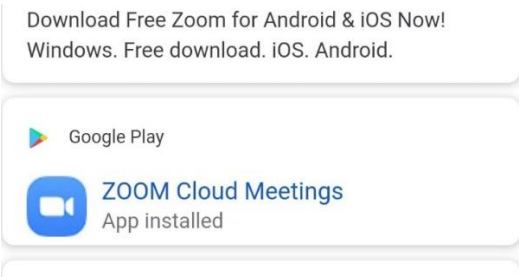
- c. Once it has downloaded the following icon will appear on your phone:



You are ready to Join the Meetings \*See B.\*

**2. Samsung/Android**

- a. Go To Google Play and search for the app



**B. Join the Meeting- Note: All passwords to meetings are case sensitive**

**1. The meeting invitation: You may get a meeting invite that looks like the following:**

Awesome Anonymous is inviting you to a scheduled Zoom meeting.

Topic: Awesome Anonymous Zoom Meeting

Time: Apr 3, 2020 04:00 PM Central Time (US and Canada)


Join Zoom Meeting

<https://us04web.zoom.us/j/884397044?pwd=aExnY1VwZEcwdkxSMnNYMkgzZnVSUT09>

This is a quick link to the meeting.

If you are provide this link, you can just click on it and you will be in the meeting

**Meeting ID: 884 397 044**  
**Password: UCanDoit**



**IMPORTANT: Meeting ID and Password**

One tap mobile

+1646588656,,884397044# US (New York)

+17207072699,,884397044# US (Denver)

Dial by your location

+1 646 558 8656 US (New York)

+1 720 707 2699 US (Denver)

+1 253 215 8782 US

+1 301 715 8592 US

+1 312 626 6799 US (Chicago)

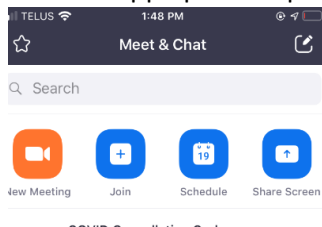
+1 346 248 7799 US (Houston)

Meeting ID: 884 397 044

Find your local number: <https://us04web.zoom.us/u/fifLmPk8c>

**2. Entering the meeting**

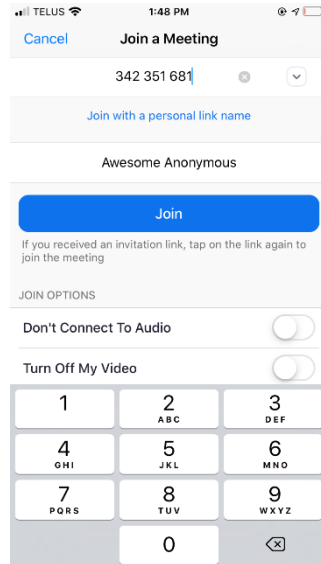
- a. Click the app open and press 'Join'



- b. Enter meeting ID, Change name, Hiding video

## ZOOM INSTRUCTIONS: IPHONE & SAMSUNG/ANDROID

Here you change your name



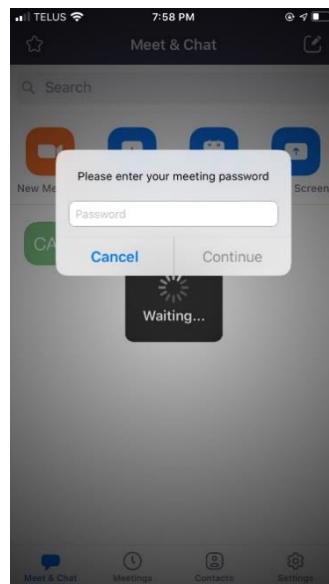
Here is where you enter meeting ID



Here you can choose to turn off your camera



- c. You may be prompted to enter a password once you've entered meeting ID  
\*\*Remember all passwords are case sensitive\*\*



**You should now be in the meeting**

### C. Operating within the meeting

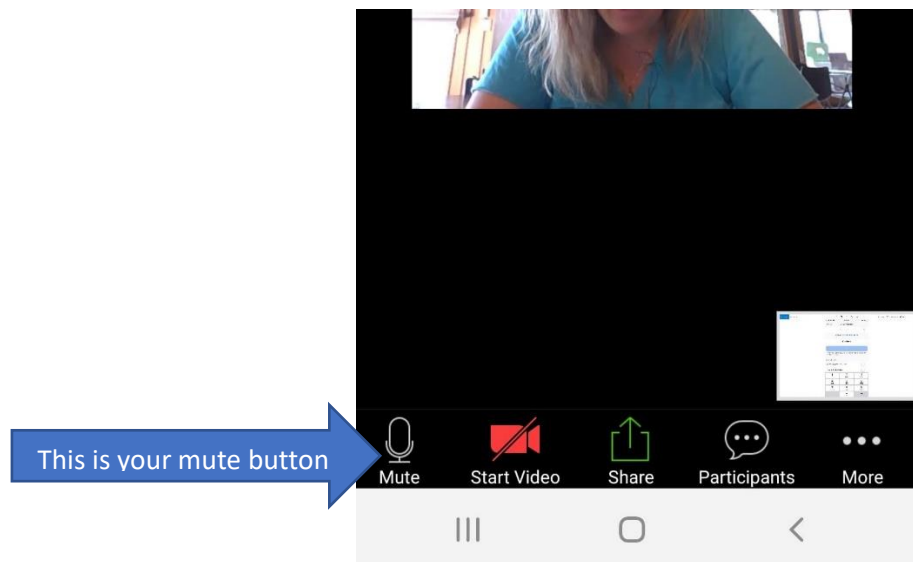
#### 1. Samsung/Android

The following screen will show up once you've joined the meeting  
You will need to swipe from left to right to see all the participants at the meeting. This does not occur on Ip

## ZOOM INSTRUCTIONS: IPHONE & SAMSUNG/ANDROID



- a. Once a meeting begins it is good etiquette to **mute yourself (turn your microphone off)**. This keeps background noises from disrupting the meeting
- b. The toolbar for Samsung Android cannot be accessed unless you tap a picture of any participant in the meeting

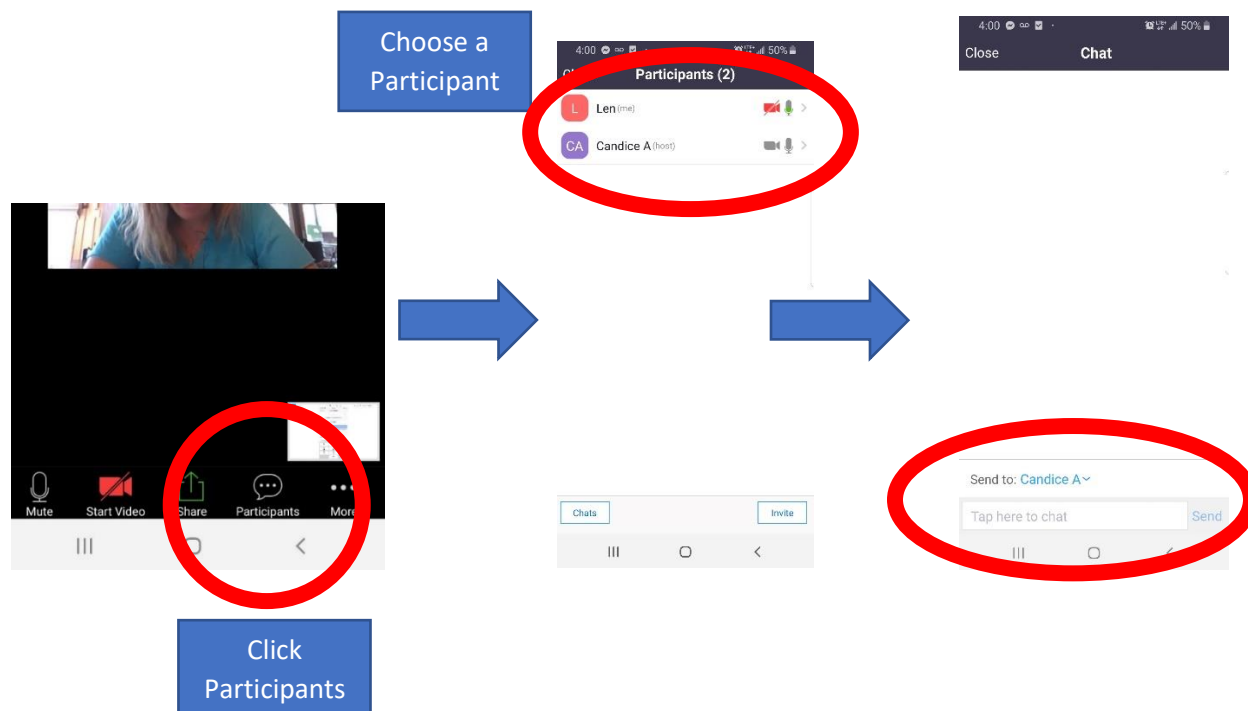


- c. Raise hand
  - Some meetings ask you to raise your hand to share. This is found under the 'More' option.



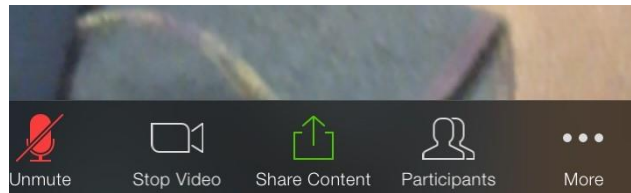
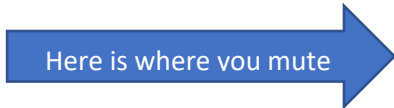
d. Chat

- There is a function to chat privately with someone

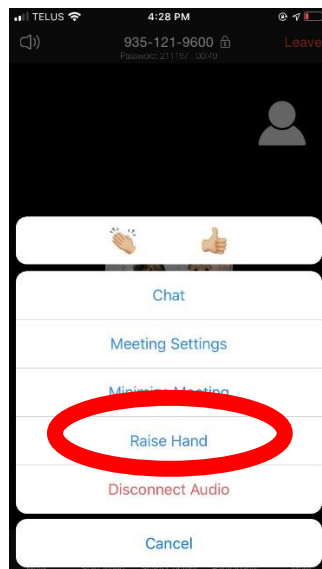
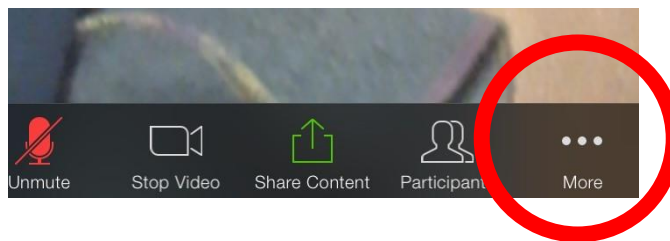


## 2. Iphone

- a. Once a meeting begins it is good etiquette to **mute yourself (turn your microphone off)**. This keeps background noises from disrupting the meeting
- b. The toolbar for iphone is at the bottom of the meeting screen



- c. Raise your hand
  - Some meetings will ask you to Raise your Hand to share this is found under 'More'



## ZOOM INSTRUCTIONS: IPHONE & SAMSUNG/ANDROID

- d. Chat: You can text chat to Everyone or particular participants during the meeting

